


POWER FERRITE TRANSFORMERS 70-140W ETD39 - 4OUTPUT FLYBACK TRANSFORMERS

FWPT ETD39060 SERIES



FEATURES:

- Primary / Secondary Insulation $\geq 4000V$
- Primary Auxiliary Insulation $\geq 1500V$
- Creepage distances Primary / secondary $\geq 8mm$

OPTIONS:

- Bulk packaging is standard
- Custom design available

COMMON APPLICATIONS:

- AC-DC converters
- DC-DC converters
- Switch Power supplies
- SMPS: Flyback, Forward and Push-pull
- SMPS: Half Bridge and Full Bridge

ELECTRICAL CHARACTERISTICS

Control IC Manufacturer	Control IC P/N	Input voltage	Power	Frequency
Fairchild	KA1H0565R	85-265 Vrms	70 w	100 kHz
Fairchild	KA1H0565R	185-265 Vrms	120 w	100 kHz
Infineon	TDA16836	85-265 Vrms	70 w	100 kHz
Infineon	TDA16836	185-265 Vrms	120 w	100 kHz
Motorola	MC33374	85-265 Vrms	70 w	100 kHz
Motorola	MC33374	185-265 Vrms	120 w	100 kHz
Power Integrations	TOP247Y	185-265 Vrms	140 w	132 kHz
Power Integrations	TOP247Y	85-265 Vrms	90 w	66 or 132 kHz
ST Microelectronics	VIPer100A	85-265 Vrms	70 w	70 kHz
ST Microelectronics	VIPer100A	185-265 Vrms	120 w	100 kHz

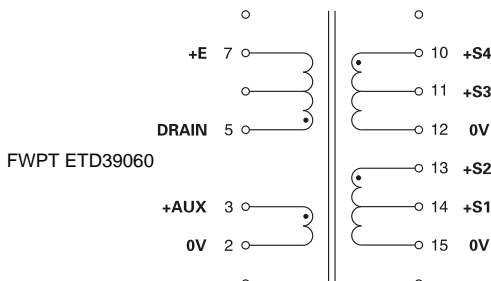
SIZE ETD39 - 4 OUTPUTS : 5 + 12/5 + 12v - FLYBACK TRANSFORMER

Part Number	Output Power max	Windings					Inductance (+/-10%)
			Pins	Turns	Voltage	Current max	
FWPT ETD39060	90w	Pri	5-1	36	65-125 (VOR)	4 Apeak	440 μ H
		Aux	3-2	4	7-14 Vdc	0.5 Adc	
		S1	12-13	2	3.3-6.5	5 Adc	
		S2	11-13	5	8.5-17 Vdc	5 Adc	
		S3	9-10	2	12 Vdc	5 Adc	
		S4	5-10	5	18 Vdc	5 Adc	

Note: S1/S3 or S2/S4 can be connected in series or in parallel

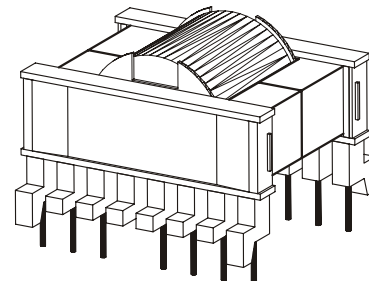
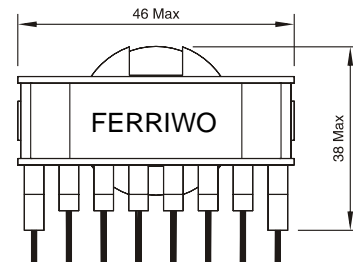
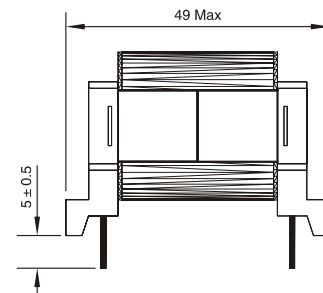
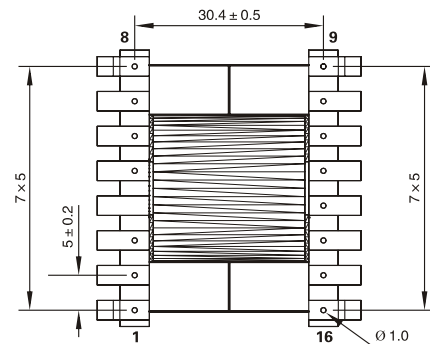
TECHNICAL INFORMATION

- Ambient temperature < 50°C
- Construction conforms to CEI 950, CEI 335, CEI 61558 for reinforced insulation
- Exclusively uses UL94-VO listed materials



PIN 4 Removed, PCB Drilling Diameter = 1.5mm

PHYSICAL CHARACTERISTICS



Note: All dimensions in mm